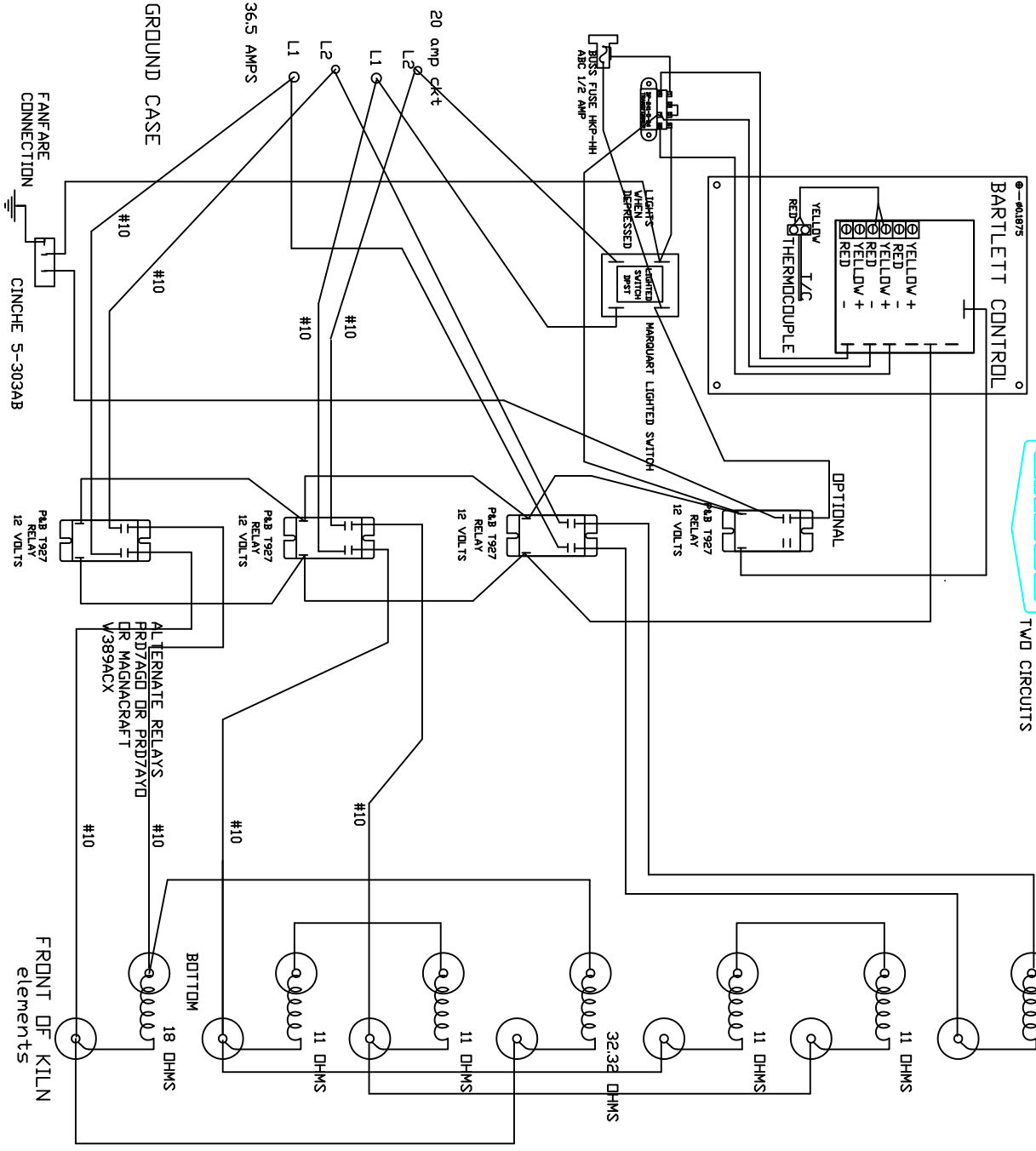


11/12/2001



ET31
240 VAC 56.5 AMPS
TWD CIRCUITS

TOP



ET31

ET31

240 VAC 56.5 AMPS

TWD CIRCUITS

TOP

18 DHMS

11 DHMS

11 DHMS

32.32 DHMS

11 DHMS

11 DHMS

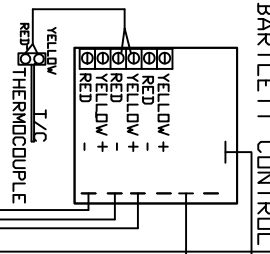
11 DHMS

18 DHMS

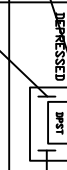
18 DHMS

FRONT OF KILN elements

BARTLETT CONTROL



HARQUART LIGHTED SWITCH



BUS FUSE HKR-HH ABC 1/2 AMP

20 amp ckt

365 AMPS

GROUND CASE

FANFARE CONNECTION CINCHE 5-303AB

#10

#10

#10

#10

#10

#10

#10

#10

#10

#10

#10

L1

L1

L2

L2

L1

L2

L1

L2

L1

L2

L1

L2

L1

L2

L1

L2

L1

L1

L2

L2

L1

L2

L1

L2

L1

L2

L1

L2

L1

L2

L1

L2

L1

L1

L2

L2

L1

L2

L1

L2

L1

L2

L1

L2

L1

L2

L1

L2

L1

L1

L2

L2

L1

L2

L1

L2

L1

L2

L1

L2

L1

L2

L1

L2

L1

L1

L2

L2

L1

L2

L1

L2

L1

L2

L1

L2

L1

L2

L1

L2

L1

L1

L2

L2

L1

L2

L1

L2

L1

L2

L1

L2

L1

L2

L1

L2

L1

L1

L2

L2

L1

L2

L1

L2

L1

L2

L1

L2

L1

L2

L1

L2

L1

L1

L2

L2

L1

L2

L1

L2

L1

L2

L1

L2

L1

L2

L1

L2

L1

L1

L2

L2

L1

L2

L1

L2

L1

L2

L1

L2

L1

L2

L1

L2

L1

L1

L2

L2

L1

L2

L1

L2

L1

L2

L1

L2

L1

L2

L1

L2

L1

L1

L2

L2

L1

L2

L1

L2

L1

L2

L1

L2

L1

L2

L1

L2

L1

L1

L2

L2

L1

L2

L1

L2

L1

L2

L1

L2

L1

L2

L1

L2

L1

L1

L2

L2

L1

L2

L1

L2

L1

L2

L1

L2

L1

L2

L1

L2

L1

L1

L2

L2

L1

L2

L1

L2

L1

L2

L1

L2

L1

L2

L1

L2

L1

L1

L2

L2

L1

L2

L1

L2

L1

L2

L1

L2

L1

L2

L1

L2

L1

L1

L2

L2

L1

L2

L1

L2

L1

L2

L1

L2

L1

L2

L1

L2

L1

L1

L2

L2

L1

L2

L1

L2

L1

L2

L1

L2

L1

L2

L1

L2

L1

L1

L2

L2

L1

L2

L1

L2

L1

L2

L1

L2

L1

L2

L1

L2

L1

L1

L2

L2

L1

L2

L1