


C-2121/SD-HLUL

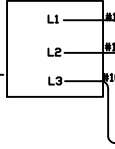
480-VAC, 3-PHASE, 21-AMPS

UPPER CHAMBER



C2121-SD-HLCUL-480-3ph.dwg
3/06

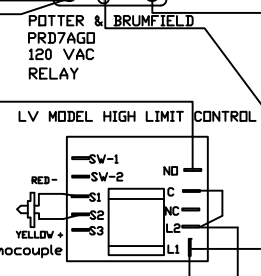
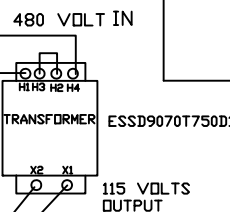

INCOMING
480 VOLT
THREE PHASE
POWER
FROM DISCONNECT
SWITCH



SQUARE D
CLASS 2510
TYPE K01 SERIES A
MOTOR STARTING SWITCH

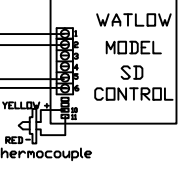
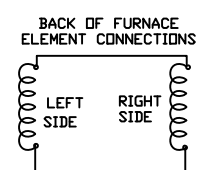
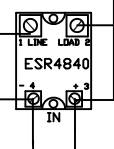
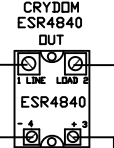
WIRE IS #14 GAGE SF2 UNLESS OTHERWISE SPECIFIED.
T.C. = TYPE 'K' THERMOCOUPLE
G = GROUND

DOOR LIMIT SWITCH
USE NORMALLY
OPEN CONTACTS



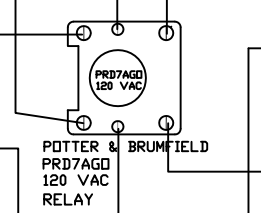
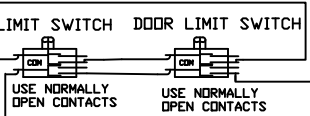
POTTER & BRUMFIELD
PRD7AGD
120 VAC
RELAY

LV MODEL HIGH LIMIT CONTROL



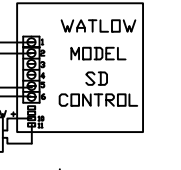
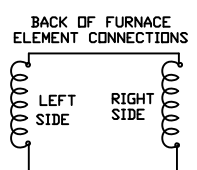
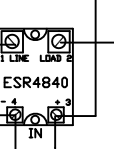
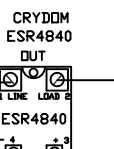
WATLOW
MODEL
SD
CONTROL

LOWER CHAMBER

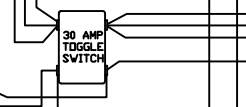
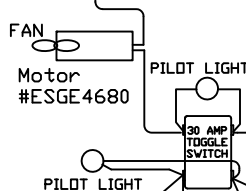


POTTER & BRUMFIELD
PRD7AGD
120 VAC
RELAY

LV MODEL HIGH LIMIT CONTROL



WATLOW
MODEL
SD
CONTROL



30 AMP
TOGGLE
SWITCH

30 AMP
TOGGLE
SWITCH